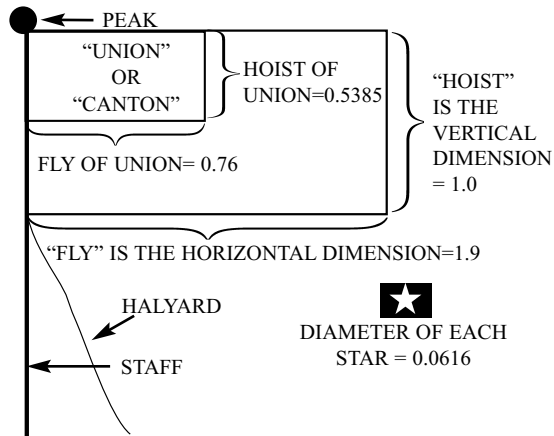


## The Flag of the United States

The U.S. flag has 13 horizontal stripes—alternating seven red and six white—with the red stripes at top and bottom. The canton, or union of navy blue, occupies the upper left-hand quarter next to the staff and extends from the top to the lower edge of the fourth red stripe. The 50 stars in the blue union represent the number of states. The stars are arranged, with one point up, in nine horizontal rows. The following diagram provides flag terminology and gives official dimensions of the flag: Based on taking HOIST as 1, all other dimensions of the flag have a proportion as shown, regardless of variations in overall size.



### Folding the Flag

1. Two persons facing each other, hold the flag waist high and horizontally between them.
2. They fold the lower striped section, lengthwise, over the blue field. They hold bottom and top, edges together, securely.
3. Then they fold the flag again, lengthwise, folded edge to open edge.
4. The person at the stripe end starts a triangular fold along the length of the flag by bringing the corner of the folded edge to meet the open edge.
5. The outer point is turned inward parallel with the open edge, forming a second triangle.
6. The triangle folding is repeated until the entire length of the flag is folded, and the end is tucked in.
7. When the flag is completely folded, only the triangular blue union should be visible.



## The Flag of Minnesota

Adopted in 1957, the Minnesota flag is royal blue with a gold fringe. In the center of the flag is the state seal. Around the state seal is a wreath of the state flower, the pink and white showy lady slipper. Three dates are woven into the wreath: 1858, the year that Minnesota became a state; 1819, the year Fort Snelling was established; and 1893, the year the first official flag was adopted. Nineteen stars ring the wreath, symbolizing that Minnesota was the 19<sup>th</sup> state to enter the union after the original 13. The largest star represents the North Star and Minnesota. The central seal pictures a farmer plowing a field and an Indian riding a horse. A red banner with yellow letters displays the state motto, *l'etoile du nord*—French for “the star of the north.” The word “Minnesota” appears in red on the bottom of the white band surrounding the seal.



### Flag Holidays

The flag should be displayed on:

- New Year's Day**, January 1
- Martin Luther King Jr. Day**, third Monday in January
- Presidents' Day**, third Monday in February
- Mother's Day**, second Sunday in May
- Armed Forces Day**, 3rd Saturday in May
- Memorial Day**, half-staff until noon, last Monday in May
- Flag Day**, June 14
- Father's Day**, third Sunday in June
- Independence Day**, July 4
- Labor Day**, first Monday in September
- Constitution Day**, September 17
- Veterans Day**, November 11
- Thanksgiving Day**, fourth Thursday in November
- Pearl Harbor Day**, December 7

This document is available in alternative formats.

Printing generously provided by **UNISYS**

# Guide to Flag Etiquette



The Office of the  
Minnesota Secretary of State  
Mark Ritchie

180 State Office Building  
100 Rev. Dr. Martin Luther King Jr. Blvd  
St. Paul, MN 55155-1299  
Phone: 651-201-1324  
Toll Free: 1-877-600-8683  
Minnesota Relay Service: 711  
E-mail: [secretary.state@state.mn.us](mailto:secretary.state@state.mn.us)  
Website: [www.sos.state.mn.us](http://www.sos.state.mn.us)



## Displaying the American Flag

- It is the custom to display the flag from sunrise to sunset on buildings and stationary flagstaves in the open. For patriotic effect, the flag may be displayed 24 hours a day if properly illuminated.

- The flag should be hoisted briskly and lowered ceremoniously.

- The flag should not be displayed during inclement weather, except when an all-weather flag is displayed.

- The flag should be displayed daily on or near the main administration building of every public institution.

- The flag should be displayed during school days in or near every school.

## Proper Display of the American Flag

Here are the rules for proper display and use of the U.S. flag, as established by generally accepted custom and by Public Law 829, approved by Congress as the "Federal Flag Code."



- The U.S. flag, when carried in a procession with another flag, should be on the marching right, that is, the flag's own right. If there is a line of other flags, the U.S. flag should be in front of the center of that line.

- The flag should not be displayed on a float in a parade except from a staff.

- The flag should not be draped over the hood, top, sides, or back of a vehicle or on a railroad train or a boat. When the flag is displayed on a motorcar, the staff shall be fixed firmly to the chassis or clamped to the right fender.



- No other flag or pennant should be placed above or, if on the same level, to the right of the U.S. flag. Flags of other nations should not be flown below or behind the U.S. flag, but rather on separate poles, at the same level and to the flag's left.




- The U.S. flag, when displayed with another flag against a wall from crossed staffs, should be on that flag's own right, and its staff should be in front of the other.

- The U.S. flag should be at the center and highest point of a group when several state or local flags or pennants are grouped and displayed from staffs.

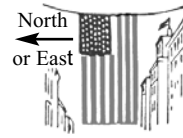


- When flags of states or localities, or pennants of societies are flown on the same halyard with the U.S. flag, the latter should be at the peak. When the flags are flown from adjacent staffs, the U. S. flag should be hoisted first and lowered last.



- When the U.S. flag is displayed from a staff projecting horizontally or at an angle from the window sill, balcony, or front of a building, the union of the flag should be placed at the peak of the staff.

- When displayed either horizontally or vertically against a wall, the union should be uppermost and to the flag's own right (the observer's left). When displayed in a window, the flag should be displayed in the same way, with the union or blue field to the left of the observer in the street.




- When the flag is displayed over the middle of a street, it should be suspended vertically with the union to the north in an east-west street or to the east in a north-south street.

- When used on a speaker's platform, the flag, if displayed flat, should be displayed above and behind the speaker.




- When displayed from a staff in a church or public auditorium, the U.S. flag should hold the position of superior prominence, in advance of the audience, and in the position of honor at the speaker's right, facing the audience. Any other flag so displayed should be placed on the left of the speaker or to the right of the audience.



- The flag, when flown at half-staff (one-half the distance between the top and bottom of the staff), should be first hoisted to the peak for an instant and then lowered to the half-staff position. The flag should be again raised to the peak before it is lowered for the

day. On Memorial Day, the flag should only be displayed at half-staff until noon, then raised to the top of the staff. By order of the President, the flag shall be flown at half-staff upon the death of principal figures of the U.S. Government or the governor of a state, territory, or possession, as a mark of respect to their memory.

- When the flag is used to drape a casket, it should be so placed that the union is at the head and over the left shoulder. The flag should not be lowered into the grave or allowed to touch the ground.



- When the flag is suspended across a corridor or lobby in a building with only one main entrance, it should be suspended vertically with the union of the flag to the observer's left upon entering. If the building has more than one main entrance, the flag should be suspended vertically near the center of the corridor or lobby with the union to the north, when entrances are to the east and west or to the east when entrances are to the north and south. If there are entrances in more than two directions, the union should be to the east.



- No disrespect should be shown to the U.S. flag; the flag should not be dipped to any person or thing. Regimental colors, state flags, and organization or institutional flags are dipped as a mark of honor.



- The flag should never be displayed with the union down, except as a signal of dire distress in instances of extreme danger to life or property.

- The flag should never touch anything beneath it, such as the ground, the floor, water, or merchandise.



- The flag should never be carried flat or horizontally, but always aloft and free.

- The flag should never be used as wearing apparel, bedding, or drapery. It should never be festooned, drawn back, nor up, in folds, but always allowed to fall free.

- The flag should never be fastened, displayed, used, or stored in such a manner as to permit it to be easily torn, soiled, or damaged.

- The flag should never be used as a covering for a ceiling.

- The flag should never have placed upon it, nor on any part of it, nor attached to it any mark, insignia, letter, word, figure, design, picture, or drawing of any nature.

- The flag should never be used for advertising purposes. It should not be embroidered on such articles as cushions or handkerchiefs and the like, printed or otherwise impressed on paper napkins or boxes or anything that is designed for temporary use and discard. Advertising signs should not be fastened to a staff or halyard from which the flag is flown.

- No part of the flag should ever be used as a costume or athletic uniform. However, a flag patch may be affixed to the uniform of military personnel, firemen, policemen, and members of patriotic organizations. Lapel flag pins should be worn on the left lapel near the heart.

- The flag, when it is in such condition that it is no longer a fitting emblem for display, should be destroyed in a dignified way, preferably by burning.

## Conduct During Hoisting, Lowering, or Passing of the American Flag in a Parade

All persons present in uniform should render the military salute. Members of the Armed Forces and veterans who are present but not in uniform may render the military salute. All other persons present should face the flag and stand at attention with their right hand over the heart, or if applicable, remove their headdress with their right hand and hold it at the left shoulder, the hand being over the heart. Citizens of other countries present should stand at attention. All such conduct toward the flag in a moving column should be rendered at the moment the flag passes.